

Discord Guides

A collection of helpful guides on how to use Discord


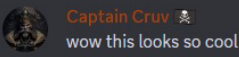
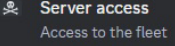

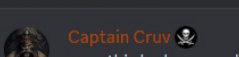
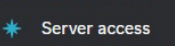

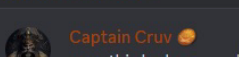
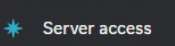
- [Subscribing on Discord](#)
- [Purchasing Downloader Access](#)

Subscribing on Discord

Overview and pricing

If you're already on the Discord continue reading the guide below and skip this step. If you haven't already joined the Discord server, do so by clicking this link <https://vanceconsulting.io/>

Starting as of March 2024, membership to the server will be governed by having an active monthly subscription on Discord. The prices are shown below. Yearly memberships are no longer offered.

<p>Sloop Crewman</p>  <p>\$12.99 PER MONTH</p> <p>* Subscribe</p> <p>This tier gets you access to the server as well as on demand support. This tier allows for the membership of only 1 account per household.</p> <p>MEMBER COLOR & BADGE</p>  <p>ADDITIONAL BENEFITS</p> 	<p>Brigantine Crewman</p>  <p>\$24.99 PER MONTH</p> <p>* Subscribe</p> <p>This tier gets you access to the server as well as on demand support. This tier allows for the membership of 2 accounts in up to 2 separate households.</p> <p>MEMBER COLOR & BADGE</p>  <p>ADDITIONAL BENEFITS</p> 	<p>Galleon Crewman</p>  <p>\$34.99 PER MONTH</p> <p>* Subscribe</p> <p>This tier gets you access to the server as well as on demand support. This tier allows for the membership of 3 accounts in up to 3 separate households.</p> <p>MEMBER COLOR & BADGE</p>  <p>ADDITIONAL BENEFITS</p> 
--	--	--

Do NOT subscribe from your phone's Discord app.

If you ABSOLUTELY have to because you don't have a computer/laptop to use, please reach out to me and we can walk through a less intuitive way to make the website version of Discord work so you can subscribe but trust me its a pain to do and should be avoided. The work around site for mobile devices is found by going directly here: <https://discord.com/login>

If you choose to go this route, open the page above and try to follow along with the rest of the guide here. Again, reach out if you need help.

Apple/Google think they deserve a cut of all in app sales so buying a subscription on your phone increases the price without actually giving me or the server any of the benefit. Instead, I'm going to

show you how to subscribe from the desktop version of Discord to get the prices you see above.

The tiers are designed to accommodate multiple situations depending on the size and needs of your family.

The plans dictate the number of accounts that get invited. Each account can stream on unlimited devices with 4 active streams per account at a time.

Tiers explained

The first tier is for you folks who only need one account to cover your household. The second tier gives you access to two accounts on Emby. The third of course gives you access to three.

Be sure to reach out to me if you plan on subscribing to tiers 2 or 3 so I can help guide you on how to get your additional accounts access to Discord and Emby

So for example lets say you bought the 2 member plan: You could watch up to 4 things at a time your house, while your elderly parent/young college kid could also watch an additional 4 things at a time at theirs.

Generally I'm pretty understanding since a phone won't show up as 'at your house' but I'll know that "jeffs TV" reporting from Ligonier while "Bobs firestick" says its in Goshen means there is some account sharing going on that shouldn't be.

I leave it up to the honor system mostly but every month or so I audit the Geo location data to try to see if someone is taking advantage of the system. Anyone found doing so maliciously will be banned from the server and will not be invited back, but again just clear your situation with me first and I can help you pick the tier that's appropriate for your circumstances

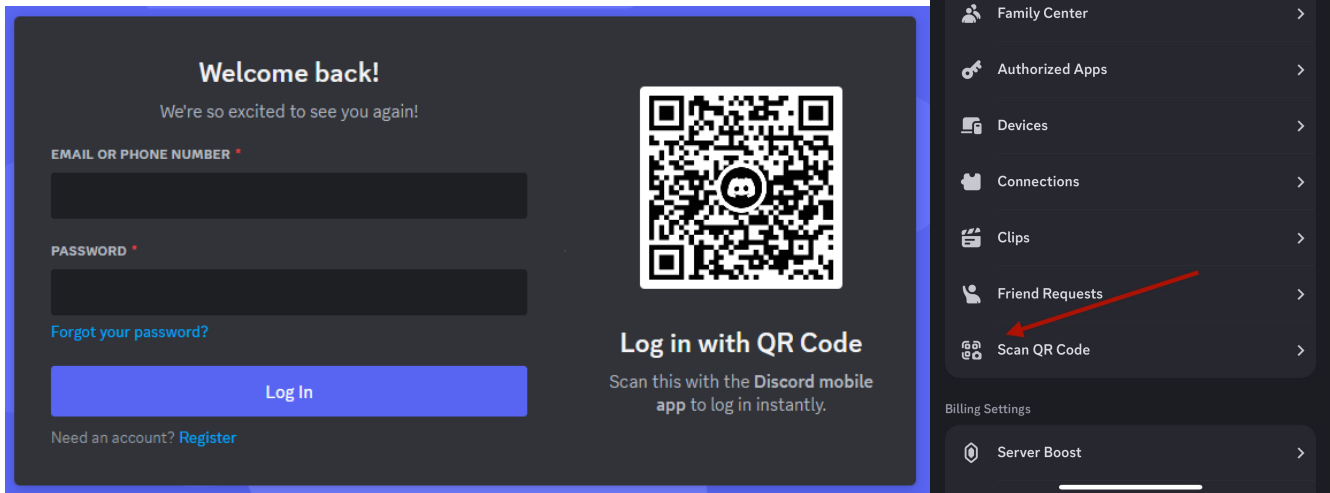
How to subscribe

The next steps need to be done from a laptop or desktop computer.

Head on over to <https://discord.com> and log in using the same account you already used when signing up for my service.

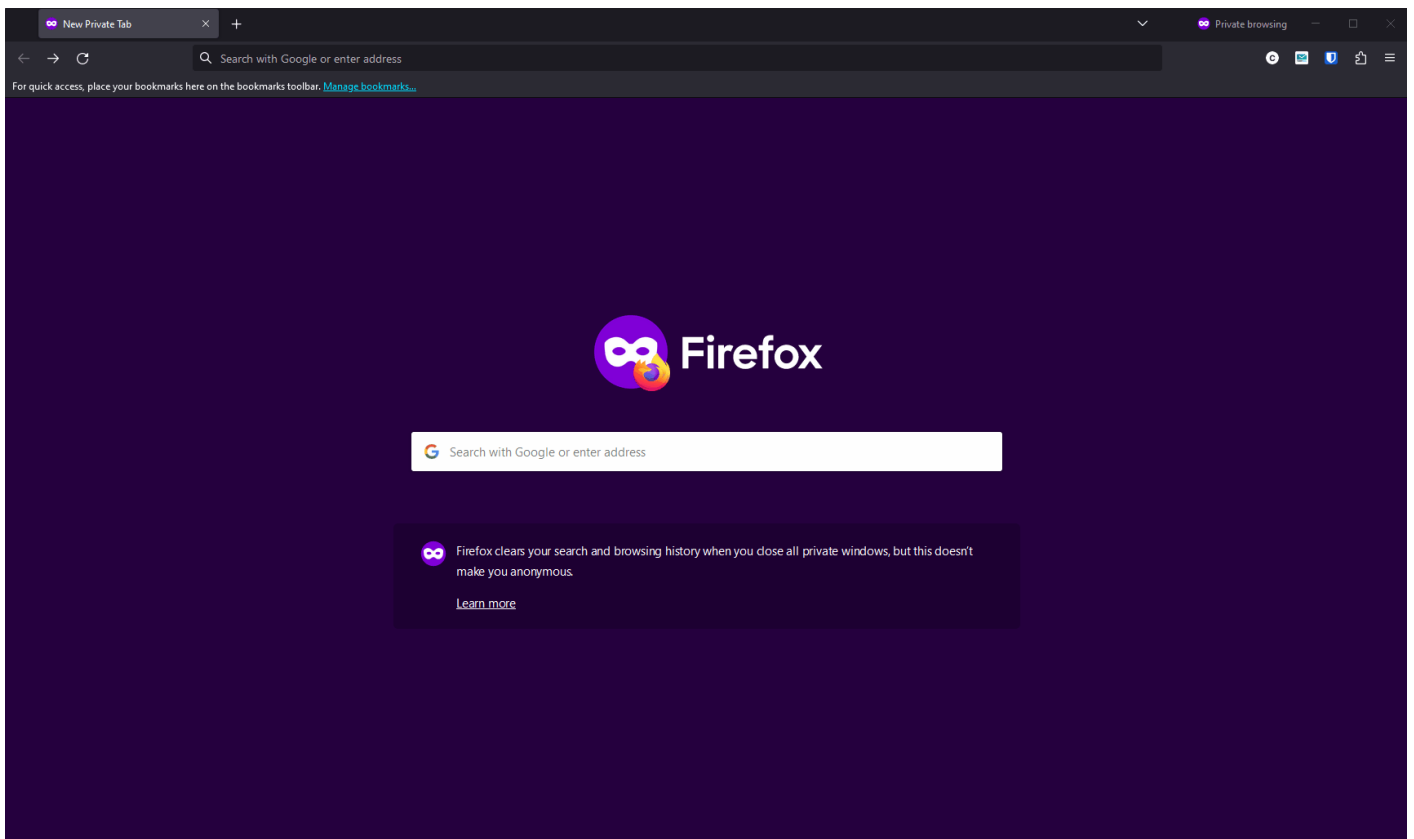
It is VERY important you sign in with the exact same account. Failure to do so will make life very hard for both of us.

If for some reason you can't log in, try using the QR code option on the log in screen using your phone



If all else fails visit this link to get instructions on how to reset your password: [Forgot Discord password](#)

After you've signed in its pretty easy to subscribe from here. I've created a gif to help you out.



Just click on the Blackbeard's Vault server icon in the lefthand side, click Server Shop, and then choose the plan that best fits you.

If you're still having issues, reach out to @Captain Cruv in the #emby-support channel on [Discord](#).

Purchasing Downloader Access

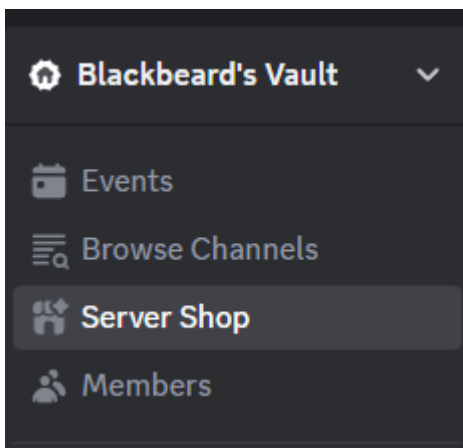
Overview and pricing

Join the discord server by clicking this link <https://vanceconsulting.io/> if you haven't already since this is a pre-requisite to using this feature.


This purchase is needed in order to download media for offline playback. For a guide on how offline downloads work read here: <https://guides.blackbeardsvault.com/books/offline-downloads-and-playback-guides/page/downloading-media>

Visit the Discord server at <https://vanceconsulting.io/>

From there go to the Server Shop at the top left



Click on Products to see this




Shop Blackbeard's Vault


Hey **Captain Cruv**!


Welcome to Blackbeards Vault for all your "IT Consultation" needs on demand! See...

[Show more](#) →




SUPPORT THE SERVER

**Server Subscriptions**
Subscribe to support this server month to month

**Products**
Snag some Downloadables or special Roles

↑↓ Price: Low to High ▾



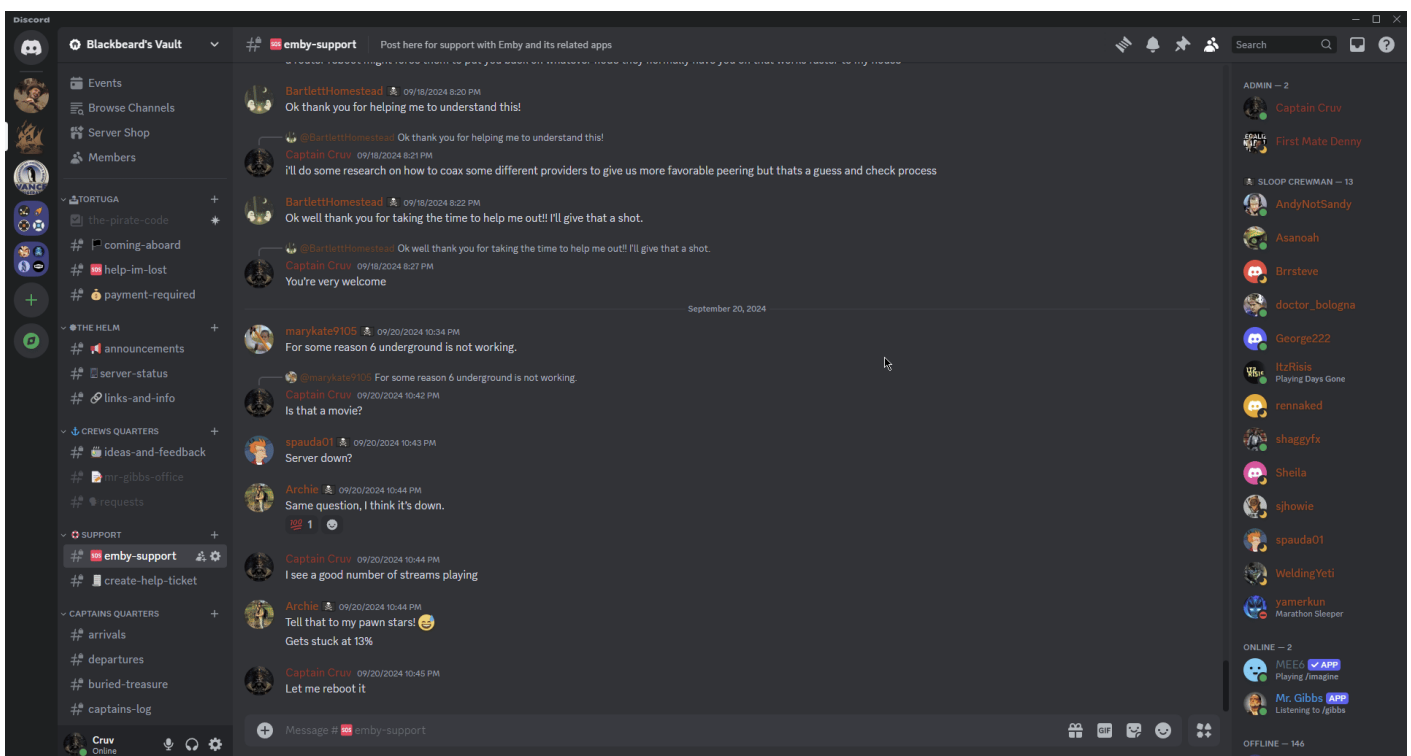
Downloader Access

Access to the downloader site so you can take your media on the go! This i...

\$9.99
Role

[Purchase](#)

Below is a gif showing the whole process



Once you have purchased this role, message @Cruv on Discord so he can create your account on the downloader website since that part of the process is manual.

Go to <https://guides.blackbeardsvault.com/books/offline-downloads-and-playback-guides/page/downloading-media> for the guide on how to use the downloader.